

4

3

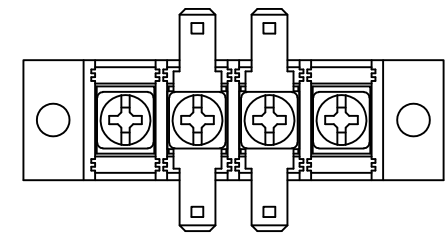
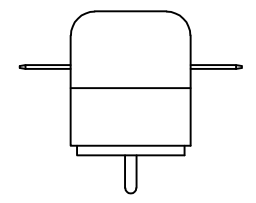
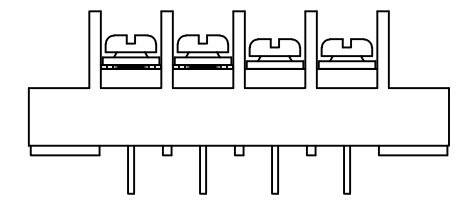
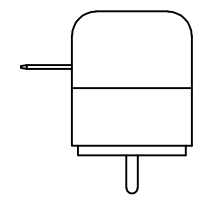
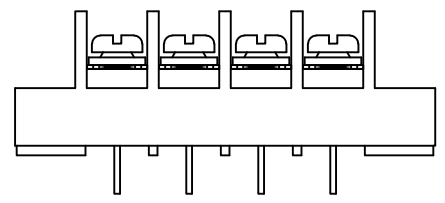
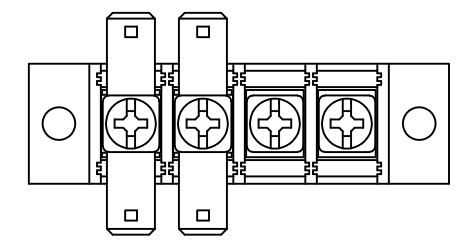
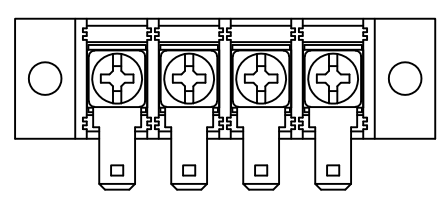
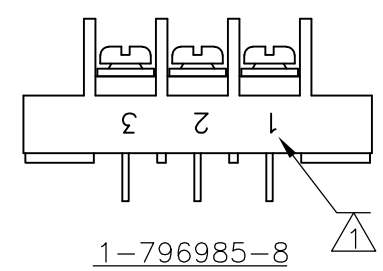
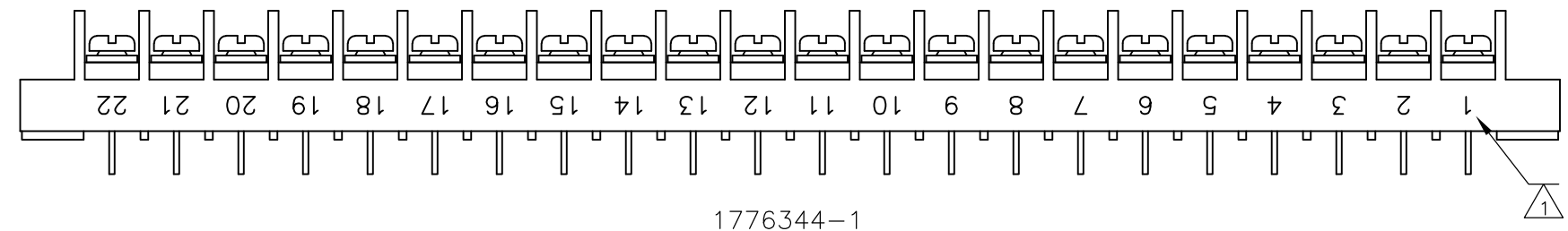
2

1

THIS DRAWING IS UNPUBLISHED. RELEASED FOR PUBLICATION
 © COPYRIGHT - BY TYCO ELECTRONICS CORPORATION. ALL RIGHTS RESERVED.

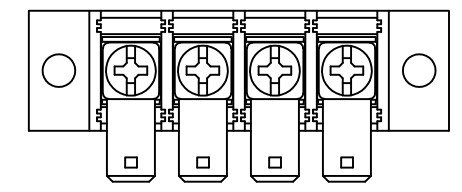
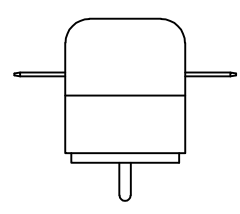
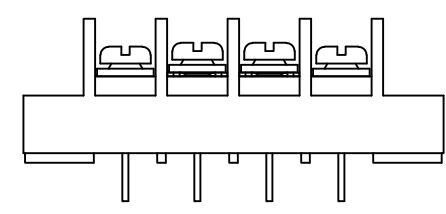
LOC FT DIST 0

REVISIONS				
P	LTR	DESCRIPTION	DATE	APVD
-	-	SEE SHEET 1	-	-

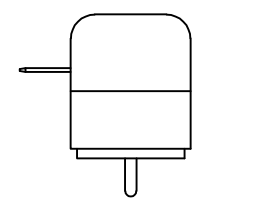
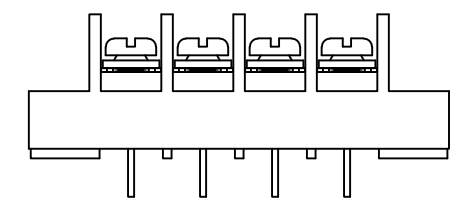


9-796985-7

1776344-2



1776344-3



THIS DRAWING IS A CONTROLLED DOCUMENT.		DWN S SCHLEGEL 5/7/03	Tyco Electronics Corporation Harrisburg, PA 17105	
DIMENSIONS: INCHES		CHK S. YODER 5/7/03		
TOLERANCES UNLESS OTHERWISE SPECIFIED:		APVD S. YODER 5/7/03	NAME	
0 PLC ± - 1 PLC ± - 2 PLC ± .01 3 PLC ± - 4 PLC ± - ANGLES ± -		PRODUCT SPEC -	JC6-P208-XX ASSEMBLY	
MATERIAL -		FINISH -	APPLICATION SPEC -	RESTRICTED TO -
		WEIGHT -	SIZE A3	CAGE CODE 00779
		CUSTOMER DRAWING	DRAWING NO C-4-1437665-1	RESTRICTED TO -
		SCALE NTS	SHEET 2 OF 2	REV D